

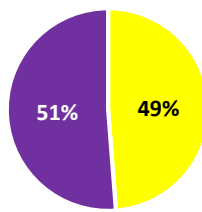
TYRONE A. BURROUGHS SCHOOL OF BUSINESS AND ENTREPRENEURSHIP

- Accounting and Finance
- Business Administration

Spring 2020

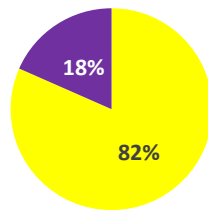
Current Enrollment	320	Freshman Retention Rate	52%
New Freshmen	132	Fall-Spring Return Rate (Total Pop.)	82%
Graduation Rate	23%	Fall-Fall Return Rate (Total Pop.)	59%

Gender



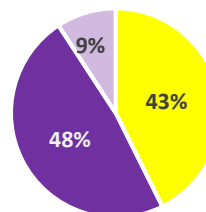
■ Male ■ Female

Department



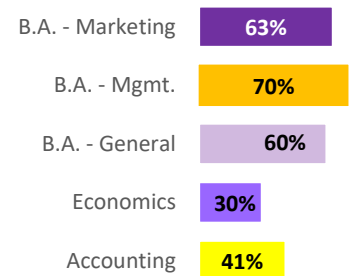
■ Bus Adm ■ Acct & Fin

Residency



■ SC ■ Non-SC ■ Int'l

Placement in Field



ENROLLMENT BY MAJOR

	FR	SO	JR	SR	Total
Accounting	18	11	6	9	44
Business Administration (General Business)	49	27	15	4	95
Business Administration (Entrepreneurship)	16	3	0	1	20
Business Administration (Management)	36	21	24	24	105
Business Administration (Marketing)	17	6	7	10	40
Economics	0	1	1	3	5
Finance	8	3	0	0	11
TOTAL					320

GRADUATES BY MAJOR

	15-16	16-17	17-18	18-19	Total
Accounting	21	18	5	14	58
Business Administration (General Business)	8	10	9	4	31
Business Administration (Management)	33	23	21	19	96
Business Administration (Marketing)	4	8	8	8	28
Economics	2	3	4	4	13
TOTAL					226